



ANCHORAGE SYSTEM



ANCHORAGE FOR ALL TYPES OF DOCKS

CONCRETE BLOCK & CHAIN

FROM 150 LBS. 1'X1'X1'
UP TO 3600 LBS. 4'X6'X1'

GALVANIZED CHAIN & SHACKLE
FROM 1/4" TO 1/2"

CUSTOMIZED GALV. CHAIN BRACKET




CHAIN ANCHOR BRACKET



POST BRACKET WITH GALVANIZED POST

POST BRACKET FROM 3" TO 8"
GALVANIZED POST FROM 1" TO 4 1/2"



CHAMPLAIN MARINA COLCHESTER, VERMONT



WINCH SYSTEM

WINCH 1 1/2 TON CAPACITY
WITH BRACKET AND HOOK

MADE: STEEL CASTING, BRONZE BUSHED
THROUGHOUT.
OPTION CABLE: (3/8"-143') (1/2"-79') (5/8"-45')

SELF LOCKING PAWL TO HOLD LOADS AT ANY
DESIRED POSITION



STATE PARKS BOISE, IDAHO



STEEL GALVANIZED ROLLER H-BEAM

ANCHORAGE
ATTACHED TO BULK HEAD
WITH UHMW ROLLER BRACKET

BULKHEAD



SPITZER RIVERSIDE MARINA LORAIN, OHIO



PUSH-ARM ANCHORAGE

WITH STEEL CABLE

ATTACHED TO BULK HEAD OR
CONCRETE BLOCK ON SHORE



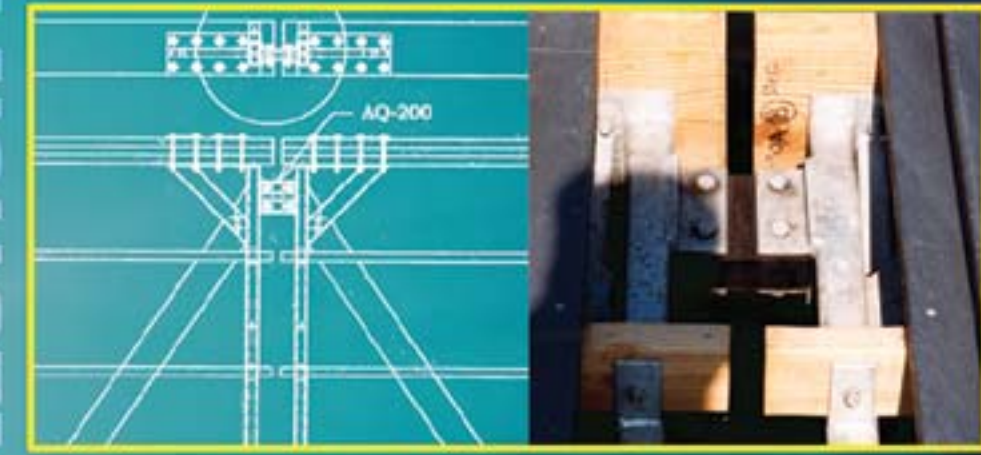
ST-PIERRE & MIQUELON ISLAND FRANCE



ANCHORAGE & CONNECTION DETAILS



M-253 FLEXIBLE CONNECTION



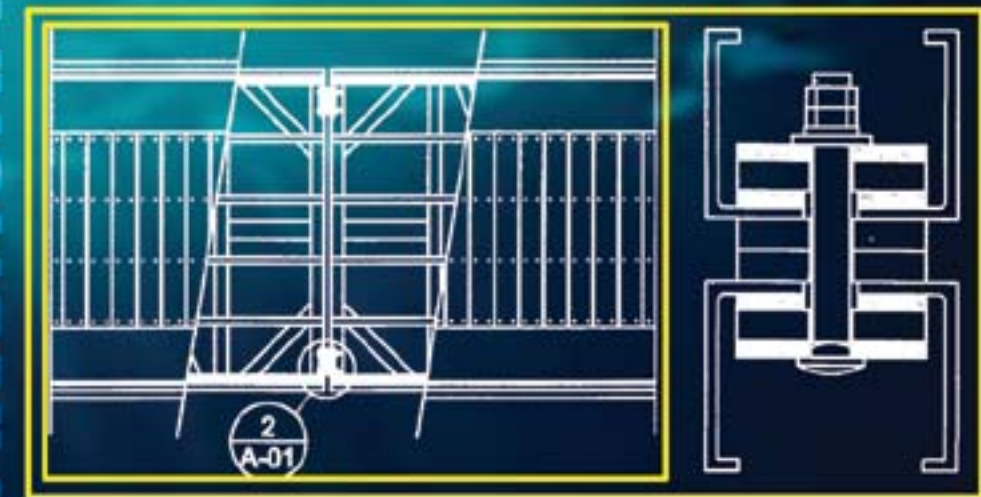
C-300 FINGER CONNECTION



M-253 HINGE CONNECTION



C-300 MAIN CONNECTION WITH NEOPRENE



PILING CHAIN BRACKET



PILING HOOP & CUSHION



PILING HOOP & ROLLER



PILING HOOP & DOUBLE ROLLER



PILE CAGE OUTSIDE



C-300 ROUNDED CAGE



SIDE C-300 CAGE



SIDE M-250 CAGE



INSIDE FRAME CAGE

